






Ko?o:

W150CV2H



Dane techniczne

Wheel flange diameter		150 mm
Szeroko?? ko?a		45 mm
Hub length		57 mm
Otw?r na osi		20 mm
No?no??		1000 kg

