






TLUS 2



Dane techniczne

Wysoko?? monta?owa		h 114 H 140 mm
? p?yty		64 x 92 mm
? otworu na ?rub?		8 mm
Odleg?o?? pomi?dzy otworami na ?ruby (SE)		45 x 71,78 mm
Weight		1.26 kg

